

## Surface Mount Glass Passivated Bridge Rectifiers

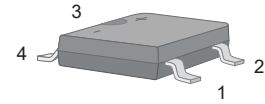
## Features

- Glass Passivated Chip Junction
- Reverse Voltage - 100 to 1000 V
- High Surge Current Capability
- Designed for Surface Mount Application

**Marking Code:**

ABS1-12: 12T1  
ABS2-12: 12T1  
ABS4-12: 12T1  
ABS6-12: 12T1  
ABS8-12: 12T1  
ABS10-12: 12T1

**ABS/LBF**



1.Input Pin(~)                      2.Input Pin(~)  
3.Output Anode(+)                  4.Output Cathode (-)

## Maximum Ratings and Electrical Characteristics

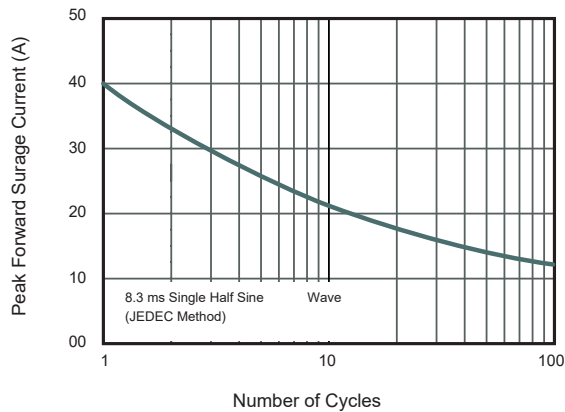
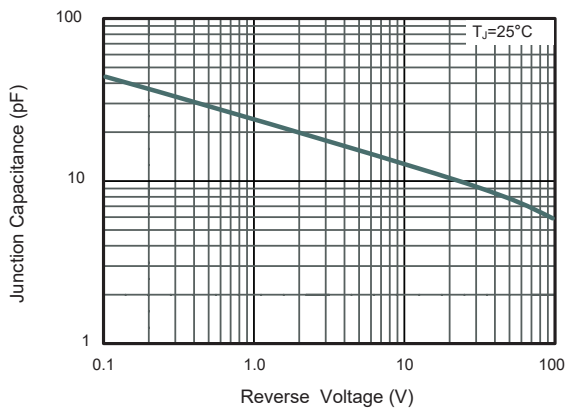
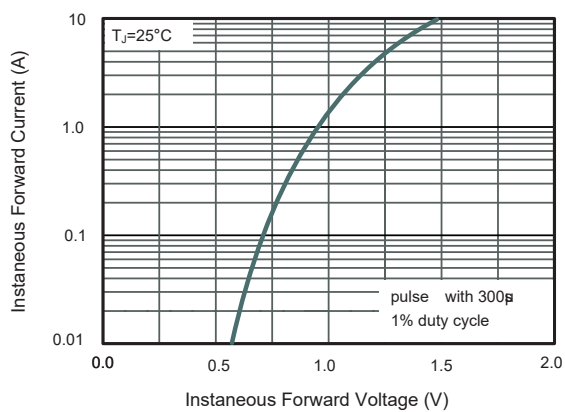
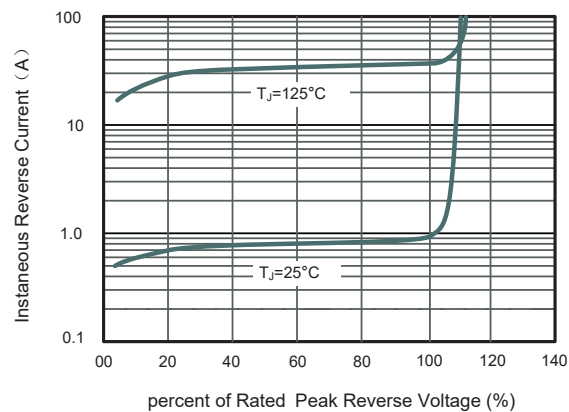
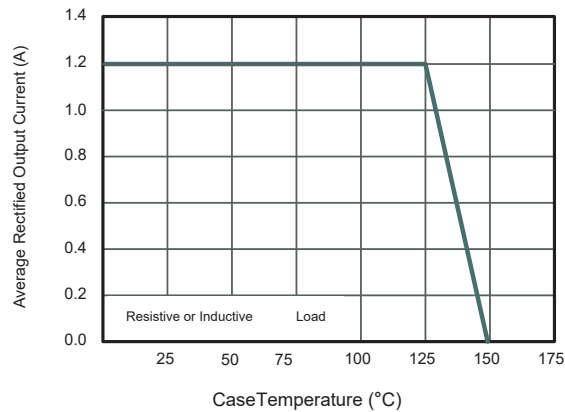
Ratings at 25°C ambient temperature unless otherwise specified. Single phase half-wave 60 Hz, resistive or inductive load, for capacitive load current derate by 20 %.

Parameter	Symbols	ABS1-12	ABS2-12	ABS4-12	ABS6-12	ABS8-12	ABS10-12	Units
Maximum Repetitive Peak Reverse Voltage	V <sub>RRM</sub>	100	200	400	600	800	1000	V
Maximum RMS Voltage	V <sub>RMS</sub>	70	140	280	420	560	700	V
Maximum DC Blocking Voltage	V <sub>DC</sub>	100	200	400	600	800	1000	V
Average Rectified Output Current at T <sub>C</sub> =125°C	I <sub>O</sub>	1.2						A
Peak Forward Surge Current 8.3 ms Single Half Sine Wave Superimposed on Rated Load (JEDEC Method)	I <sub>FSM</sub>	40						A
Maximum Instantaneous Forward Voltage at 1.2A	V <sub>F</sub>	1.1						V
Maximum DC Reverse Current at Rated DC Blocking Voltage      T <sub>A</sub> = 25 °C T <sub>A</sub> = 125 °C	I <sub>R</sub>	5 100						μA
Typical Junction Capacitance <sup>Note1</sup>	C <sub>J</sub>	18						pF
Typical Thermal Resistance <sup>Note2</sup>	R <sub>θJA</sub> R <sub>θJC</sub>	70 18						°C/W
Junction Temperature	T <sub>J</sub>	150						°C
Storage Temperature Range	T <sub>STG</sub>	-55 to +150						°C

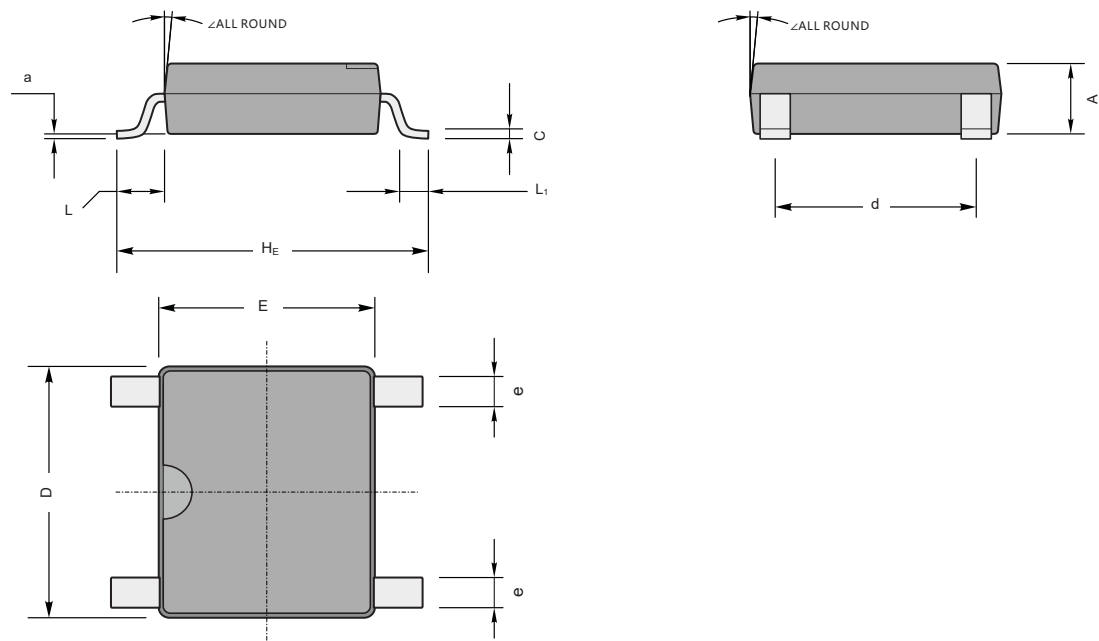
**Note:**

1. Measured at 1 MHz and applied reverse voltage of 4 V D.C
2. Mounted on glass epoxy PC board with 4×1.5"×1.5" (3.81×3.81 cm) copper pad.

Typical Characteristic Curves



Package Outline ABS/LBF(Dimensions in mm)




ABS/LBF mechanical data

UNIT		A	C	D	E	H <sub>E</sub>	d	e	L	L <sub>1</sub>	a	∠
mm	max	1.5	0.22	5.2	4.5	6.4	4.2	0.7	0.95	0.6	0.2	7°
	min	1.3	0.15	4.9	4.2	6.0	3.8	0.5				
mil	max	59	8.7	205	177	252	165	28	37	24	8	
	min	51	5.9	193	166	236	150	20				

Contact Information

TANI website: <http://www.tanisemi.com> Email:tani@tanisemi.com

For additional information, please contact your local Sales Representative.

 is registered trademarks of TANI Corporation.

Product Specification Statement

The product specification aims to provide users with a reference regarding various product parameters, performance, and usage. It presents certain aspects of the product's performance in graphical form and is intended solely for users to select product and make product comparisons, enabling users to better understand and evaluate the characteristics and advantages of the product. It does not constitute any commitment, warranty, or guarantee.

The product parameters described in the product specification are numerical values, characteristics, and functions obtained through actual testing or theoretical calculations of the product in an independent or ideal state. Due to the complexity of product applications and variations in test conditions and equipment, there may be slight fluctuations in parameter test values. TANI shall not guarantee that the actual performance of the product when installed in the customer's system or equipment will be entirely consistent with the product specification, especially concerning dynamic parameters. It is recommended that users consult with professionals for product selection and system design. Users should also thoroughly validate and assess whether the actual parameters and performance when installed in their respective systems or equipment meet their requirements or expectations. Additionally, users should exercise caution in verifying product compatibility issues, and TANI assumes no responsibility for the application of the product. TANI strives to provide accurate and up -to- date information to the best of our ability. However, due to technical, human, or other reasons, TANI cannot guarantee that the information provided in the product specification is entirely accurate and error-free. TANI shall not be held responsible for any losses or damages resulting from the use or reliance on any information in these product specifications.

TANI reserves the right to revise or update the product specification and the products at any time without prior notice, and the user's continued use of the product specification is considered an acceptance of these revisions and updates. Prior to purchasing and using the product, users should verify the above information with TANI to ensure that the product specification is the most current, effective, and complete. If users are particularly concerned about product parameters, please consult TANI in detail or request relevant product test reports. Any data not explicitly mentioned in the product specification shall be subject to separate agreement.

Users are advised to pay attention to the parameter limit values specified in the product specification and maintain a certain margin in design or application to ensure that the product does not exceed the parameter limit values defined in the product specification. This precaution should be taken to avoid exceeding one or more of the limit values, which may result in permanent irreversible damage to the product, ultimately affecting the quality and reliability of the system or equipment.

The design of the product is intended to meet civilian needs and is not guaranteed for use in harsh environments or precision equipment. It is not recommended for use in systems or equipment such as medical devices, aircraft, nuclear power, and similar systems, where failures in these systems or equipment could reasonably be expected to result in personal injury. TANI shall assume no responsibility for any consequences resulting from such usage.

Users should also comply with relevant laws, regulations, policies, and standards when using the product specification. Users are responsible for the risks and liabilities arising from the use of the product specification and must ensure that it is not used for illegal purposes. Additionally, users should respect the intellectual property rights related to the product specification and refrain from infringing upon any third- party legal rights. TANI shall assume no responsibility for any disputes or controversies arising from the above-mentioned issues in any form.